

SZI 1015-T

IR Audio Transmission Technology | Modulators/Radiators

Cat. No. 004634

General Description

The SZI 1015-T is a 2-Watt infra-red radiator with integral modulator. The wideband modulator uses the extremely reliable carrier frequency of 2.3 MHz. The radiator/modulator is automatically switched on and off by the AF signal. Via an RF output, the modulated signal can be fed to further radiators. The SZI 1015-T has a coverage area of appx. 400 m² (1313.33 sq ft); independent diode groups ensure extremely reliable transmission.



Features

- 2-Watt infra-red radiator with integrated modulator for the carrier frequency 2.3 MHz
- RF output (BNC socket and barrier strip) for connecting additional radiators
- Automatic on/off function
- Versatile installation due to 5/8", 3/8" and 1/2" threads
- Delivery includes: 1 modulator/radiator
3 cable ties

Recommended Accessories

- Mains unit
 - NT 1015-EU European version
 - NT 1015-120 USA version
- BNC-BNC co-axial cable
 - GZA 1019 A 1 (1 m/3.28 ft)
 - GZA 1019 A 5 (5 m/16.40 ft)
 - GZA 1019 A 10 (10 m/32.81 ft)
- GZV 1019 A BNC coupler
- GZP 10 mounting plate
- GZG 1029 swivel joint
- MZT 100 anti-vibration table stand

Cat. No. 004560

Cat. No. 004561

Cat. No. 002324

Cat. No. 002325

Cat. No. 002326

Cat. No. 002368

Cat. No. 003193

Cat. No. 003226

Cat. No. 001883

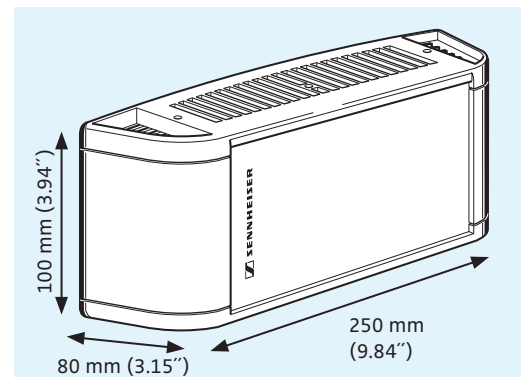
Product Variants

- SZI 1015-T W: as SZI 1015-T, but with white housing

Cat. No. 004798

Technical Data

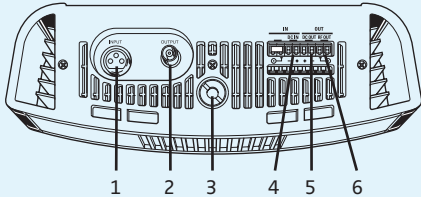
Number of IR diodes.....	66
Average radiating power	2 W
Modulation	wideband FM
Carrier frequency	2.3 MHz
Audio (AF) input.....	balanced XLR-3 socket
AF input voltage.....	50 mV – 3.5 V
	optional for K6 microphone system:
	3 mV – 300 mV with 12 V phantom powering
Nominal deviation	± 50 kHz
AF THD	< 0.6 %
RF output	BNC socket / barrier strip
Threshold voltage for automatic on/off function.....	50 mV (3 mV with K6 modification)
Automatic switch-off.....	after about 10 minutes in the absence of audio signal
Operating voltage.....	25 – 35 V DC (e.g. from NT 1015 mains unit)
Current consumption	
– operation	0.75 A at 25 V
– stand-by.....	max. 60 mA
Dimensions	appx. 250 x 100 x 80 mm (9.84" x 3.94" x 3.15")
Weight	appx. 1.3 kg (2.87 lbs)



Dimensions of the SZI 1015-T

SZI 1015-T

IR Audio Transmission Technology | Modulators/Radiators



- 1 AF input (XLR-3F)
- 2 RF output (BNC)
- 3 Thread for mounting
- 4 DC input terminals
- 5 DC output terminals
- 6 RF output terminals

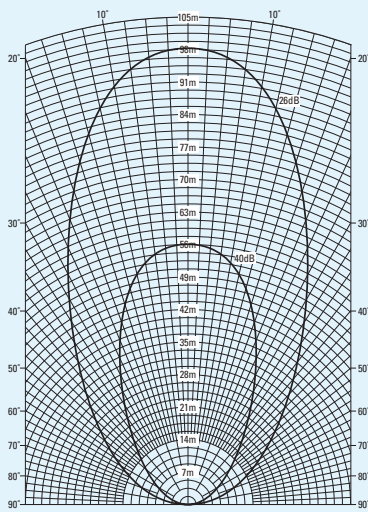
Sockets and controls of the SZI 1015-T

The SZI 1015-T is a 2-Watt infra-red radiator with integral wideband modulator which operates on the extremely reliable carrier frequency of 2.3 MHz. 66 IR diodes provide an average radiating power of 2 Watt and can cover rooms of up to appx. 400 m². All connectors and controls of the SZI 1015-T are on the base (see diagram on the left). For powering the modulator/radiator, connect the DC cable of the mains unit (e.g. NT 1015) to the DC input terminals (4). First cut off the co-axial DC connector and prepare the cable by stripping off a 10 mm length of the plastic covering. Twist the wires and insert into the correct slots in the barrier strip. It is vital that correct polarity is maintained; the ribbed cable is connected to negative (-) and the other to positive (+). The mains unit can also supply an additional SZI 1015 radiator via the DC output terminals (5).

The SZI 1015-T is fitted with a balanced AF input (XLR-3F socket) to which you can connect a mixing console or other audio source. If you wish to connect the K6 microphone system directly to the SZI 1015-T, a small modification is required to the input amplifier – please contact your local Sennheiser agent. The modulator/radiator is automatically switched on by the incoming audio signal. The switching threshold is 50 mV (3 mV with K6 microphone modification). After appx. ten minutes in the absence of an audio signal, the SZI 1015-T switches to stand-by operation.

Via the RF output socket (BNC) the modulator signal can be daisy-chained to additional radiators such as the SZI 1015 or SZI 1029. Alternatively, additional radiators can be connected via the barrier strip. Use co-axial cable without connectors to link the RF output terminals (6) of the SZI 1015-T to the RF input terminals of the subsequent radiator. For connection, remove appx. 20 mm of the cable sheath and twist the braiding. Strip the centre conductor by about 10 mm. The twisted braiding is inserted into the earth terminal and the centre conductor is inserted into the terminal on the right of the earth terminal.

A maximum of 100 radiators can be connected in series. The total RF cable length should not exceed 1,500 metres. The last radiator in an RF chain must be protected with a 50-Ω terminating impedance. The SZI 1015-T has a 5/8" thread and is supplied with an adaptor for conversion to 3/8" or 1/2" threads.



Polar pattern of the SZI 1015-T